

# CoC Leadership Council & All-Member Meeting

Tuesday, July 11, 2023, at 1:30 p.m.



## Meeting Minutes

---

### 1. Leadership Council Meeting Introduction

- ☐ Mack Haltom called the meeting to order.
- ☐ Attendance is included after minutes.

### 2. Discussion & Approval of:

- ☐ June 2023 Minutes\*
  - Mack Haltom called for a motion to approve June minutes. Beth Sevtlic moved to approve. James Rea seconded the motion. Motion carried.
- ☐ Letter of Support for City Lights Foundation- Sarah Grounds
  - City Lights Foundation is asking for a letter of support from the AWH4T Leadership Council to bring additional Permanent Supportive Housing units to Tulsa for our neighbors experiencing homelessness through the development of City Lights Village.
  - Elizabeth Hall recused herself from the vote due to a conflict of interest.
  - Ben Naifeh made the motion to approve the Letter. Josh Morrison seconded the motion. Motion carried.

### 3. Lead Agency Updates

- ☐ Announcement-Greg Shinn
  - Greg Shinn announced that he is stepping down from the Leadership Council because he has accepted a position in Oklahoma City to work with Housing Authority and Maps 4.
- ☐ Data Review- Oliva Denton Koopman
  - Data Report is included after minutes.
  - A Way Home for Tulsa Dashboard
    - We are seeing more clients indicating we are getting in touch with more people, this is a great trend to see.
    - There is a decrease in “time in homelessness” which is 3 months now.
    - There are 2,100 people on the By Name List, which is a slight decrease.
  - Permanent Supportive Housing Need
    - We only have 30 vacancies, but we need closer to 1,300 units to meet the demand.
  - Data Quality Monitoring

# CoC Leadership Council & All-Member Meeting

Tuesday, July 11, 2023, at 1:30 p.m.



- Looking forward to using the income training we completed on May 18 to improve the few areas of negative trends we are seeing.
- Data that is in this review goes to the Annual Homeless Review that is discussed among Congress.
- PIT and Housing Inventory Survey - We got great feedback from our HUD technical assistants. Last time there were 20 questions, this time only 2 on review.
- [NOFO](#)- Nancy Curry
  - We are reviewing and updating the guidelines and documents. We will be presenting those to CoC.
  - We have a very diverse group, including Lived Experience.
  - We elected our Sponsor which is Claudia Brierre and Nancy Curry as Champion.
  - Next meeting 7/21/23
- YHDP Update- Len Dittmeier
  - The applications were submitted on time despite the Tulsa windstorm and power outages.
  - We are working on launching projects and accepting more clients in October.
  - You can see the results of who was awarded funding on the [YDHP page](#) on the housing solutions website.
- Service Standards- Jacob Beaumont
  - The taskforce created a more client-centered and Tulsa-specific outline.
  - We went to YAB and PAG meetings to get their feedback.
  - Client termination and eviction will be the next focus area of standards that we will update. We will bring these suggested changes back to the Leadership Council upon completion.
- Criminal Justice Task Force Updates- Jacob Beaumont
  - David L Moss gives us a list of people who are experiencing homelessness, and we did a full PIT count there for our Coc, extending our reach to people we would have never seen before.
  - We are coordinating with Family and Children's Services Criminal Justice team for those inmates under the reentry grant and are making contact

# CoC Leadership Council & All-Member Meeting

Tuesday, July 11, 2023, at 1:30 p.m.



with those clients. We are hoping to soon be engaging with DVIS clients as well.

- Membership Process- Erin Velez
  - There is a new process for becoming an AWH4T Member Agency. It includes an interview with the membership committee before the presentation to the Leadership Council. Agencies can access the application at [Membership | Housing Solutions Tulsa](#).



## 4. Meeting Topics

- Task Force Update – Travis Hulse & Mayor Bynum
  - We have concluded our sessions where we listen to those that help us truly understand the problem.
  - We plan to have a town hall meeting with the community where we ask their opinion on conclusions from the meetings.
  - We have pulled \$104.2 million for long-term goals while prioritizing the goals we want to accomplish in under 12 months and are working on a report to show the recommendations.
  - The City Council approved the budget to get a Mental Health Coordinator who will be responsible for coordinating all the first responders. This position will be funded by the opioid settlement.

# CoC Leadership Council & All-Member Meeting

Tuesday, July 11, 2023, at 1:30 p.m.



- On August 8, there will be a vote to approve funding for all the projects that we want to implement immediately.
- The housing shortage is a major focus.
- Will invite LEAB to join Task Force for advice on the priority of projects we fund.

## 5. Meeting Wrap-Up

- ☐ Public Comments
  - BeHeard- Evan Dougood
    - a. Pop-Up Event on Admiral on Saturday 7/15/2023, 10-2
- ☐ Next Meeting is August.8.2023
- ☐ Meeting adjourned

# CoC Leadership Council & All-Member Meeting

Tuesday, July 11, 2023, at 1:30 p.m.



## LC Attendance

	Name	Representing	Category	Term
<input checked="" type="checkbox"/>	<b>Mack Haltom, Chair</b>	Tulsa Day Center	Provider Representative, Elected	10/2021 - 01/2024
<input checked="" type="checkbox"/>	<b>Mayor Bynum</b>	City of Tulsa	Fixed Position, Appointed	09/2022 - 08/2024
<input checked="" type="checkbox"/>	<b>James Rea</b>	Tulsa County	Fixed Position, Appointed	09/2022 - 11/2024
<input checked="" type="checkbox"/>	<b>Ginny Hensley</b>	Tulsa Housing Authority	Fixed Position, Appointed	03/2022 - 02/2024
<input type="checkbox"/>	<b>Claudia Brierre</b>	INCOG	Fixed Position, Appointed	03/2022 - 02/2024
<input checked="" type="checkbox"/>	<b>Greg Shinn</b>	Mental Health Association OK	Provider Representative, Elected	03/2022 - 02/2024
<input checked="" type="checkbox"/>	<b>Beth Svetlic</b>	Youth Services of Tulsa	Provider Representative, Elected	04/2023 – 3/2025
<input checked="" type="checkbox"/>	<b>Benny Naifeh</b>	Participant Advisory Group	Consumer Representative, Elected	12/2022-11/2023
<input checked="" type="checkbox"/>	<b>Joshua Morrison</b>	Youth Advisory Board	Consumer Representative, Elected	01/2023 - 12/2023
<input type="checkbox"/>	<b>Lauren Sherry</b>	QuikTrip Corporation	Business/Commerce Representative, Invited	04/2023 - 03/2025
<input checked="" type="checkbox"/>	<b>Elizabeth Hall</b>	Burnstein Family Foundation	Funder Representative, Invited	04/2023 - 03/2025
<input type="checkbox"/>	<b>Crystal Hernandez</b>	ODMHAS	At-Large Representative, Invited	05/2022 - 04/2024
<input type="checkbox"/>	<b>Tim Newton</b>	Tulsa Dream Center	At-Large Representative, Invited	04/2023 - 03/2025
<input type="checkbox"/>	<b>VACANT</b>		At-Large Representative, Invited	
<input type="checkbox"/>	<b>Richard Alexander</b>	Tulsa Police Department	At-Large Representative, Invited	05/2022 - 04/2024
<input checked="" type="checkbox"/>	<b>Rhonda Clemons</b>	Cherokee Nation	Tribal Representative, Appointed	05/2023 - 04/2025
<input checked="" type="checkbox"/>	<b>Thomasene Osborn</b>	Muscogee Creek Nation	Tribal Representative, Appointed	05/2023 - 04/2025

# Landlord Tenant Resource Center

## Typical Cost of Eviction: \$2,965

	Total Cost of Eviction	Court Costs	Costs of Re-Leasing Unit..
<b>Grand Total</b>	<b>\$2,965</b>	<b>\$448</b>	<b>\$2,516</b>
<b>Units in Property Man..</b>			
1-5	\$3,691	\$615	\$3,076
6-20	\$2,444	\$351	\$2,093
21-100	\$2,740	\$413	\$2,327
100+	\$3,205	\$452	\$2,754

**Beginning of Analysis**  
Monday, May 1, 2023

**End of Analysis**  
Wednesday, May 31, 2023

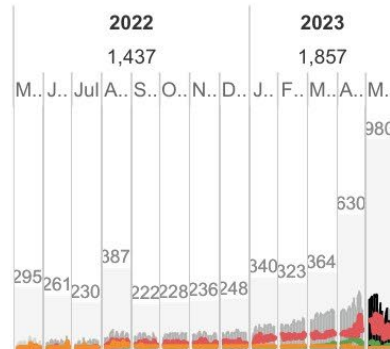
**Count Type**  
Unique Individuals

**Provider**  
All

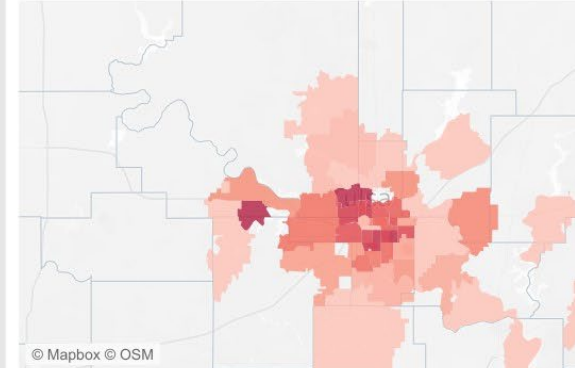


## Unique Individuals Served by the Landlord Tenant Resource Center

The Landlord Tenant Resource Center served 980 Unique Individuals between Monday, May 1, 2023 and Wednesday, May 31, 2023



There was one potential eviction for every 211 rentals in the below area between Monday, May 1, 2023 and Wednesday, May 31, 2023



Legend

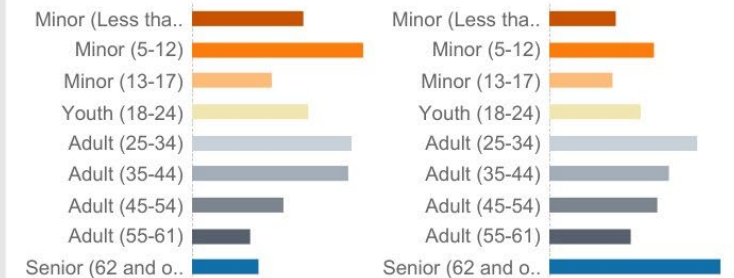
74081
74130
74126
74146
74135
74136
74110
74145
74127
74106
74105
74134
74128

## Demographics

Age

LTRC Clients served between Monday, May 1, 2023 and Wednesday, May 31, 2023...

...compared with the population of t.. City of Tulsa



# A Way Home for Tulsa Data Dashboard

## A Way Home for Tulsa Interactive Data Dashboard

Between May 1, 2023 and May 31, 2023, homelessness services served 2,714 individuals  
Emergency Shelters, Safe Havens, Transitional Housing, and Street Outreach providers served 1,661 clients during the same time period

Jump To:

Housing Pathways

Equity

### Controls

Beginning Date Monday, May .. End Date Wednesday, M..

Universe individuals Full Prior Years 1

Program Type All

Organization All

Provider All

Age Group All

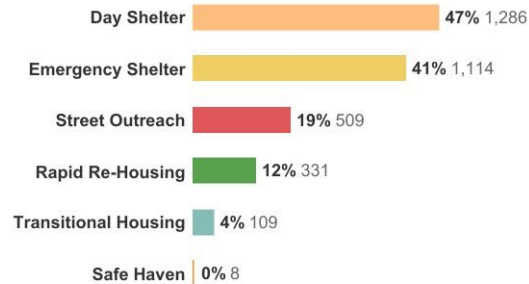
Tribe All

Demographic Lens Race

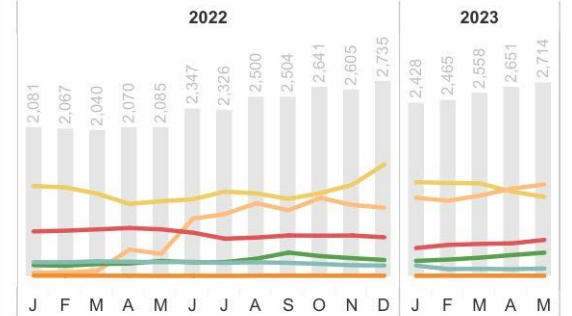
14% American Indian, Alaska Native  
1% Asian or Asian American  
28% Black, African American, or African American  
0% Multi-Racial  
1% Native Hawaiian or Pacific Islander  
55% White  
0% Other

### Program type breakdown

Monday, May 1, 2023 - Wednesday, May 31, 2023

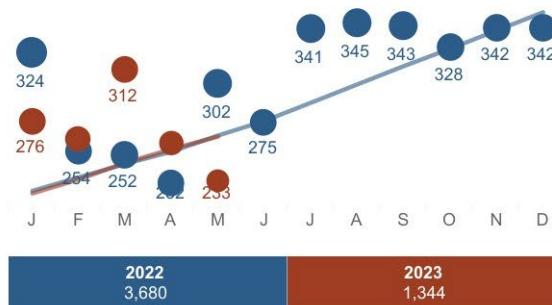


### Unique individuals served over time



### 233 individuals were new to our continuum

Monday, May 1, 2023 - Wednesday, May 31, 2023



### 35 individuals were housed

Monday, May 1, 2023 - Wednesday, May 31, 2023





# A Way Home for Tulsa Data Dashboard

## A Way Home for Tulsa Interactive Data Dashboard

**Housing Pathways:** Between May 1, 2023 and May 31, 2023, **233** individuals were new to homelessness, and **35** were housed while **1,099** resided in supportive housing

Jump To:

Home

Equity

### Controls

Beginning Date Monday, May .. End Date Wednesday, M..

Universe individuals Full Prior Years 1

Program T.. All

Organization All

Provider All

Age Group All

Tribe All

Demographic Lens Race



Before entering AWH4T, individuals experienced **3.0** month(s) of first-time homelessness  
Monday, May 1, 2023 - Wednesday, May 31, 2023

2022 2.4 months 2023 2.8 months

Before securing permanent housing, individuals experienced **12.7** month(s) of homelessness  
Monday, May 1, 2023 - Wednesday, May 31, 2023

2022 5.7 months 2023 6.4 months

### 2,176 Clients on the By Name List

hover for definitions

Clients on By Name List 2,176

Rapid Re-Housing By Name List 1,220

Chronic By Name List 1,226

Family By Name List 311

Youth By Name List (Ages 17-24) 250

Veteran By Name List 113

Tulsa's **548 Permanent Supportive Housing units** were **97% Occupied** on Wednesday, May 31, 2023

MHAOK Tul- MAP Auxiliar.. 99% 229/232

Veterans Affairs - Tulsa(1.. 100% 229/229

Volunteers of America of .. 86% 44/51

Tulsa Day Center(3) 83% 30/36

### Rapid Re-Housing served 820 clients

between Monday, May 1, 2023 and Wednesday, May 31, 2023

CSC Supportive Services for Veterans Families(974.. 728

Tulsa Day Center(3) 81

Youth Services of Tulsa Inc(340) 11

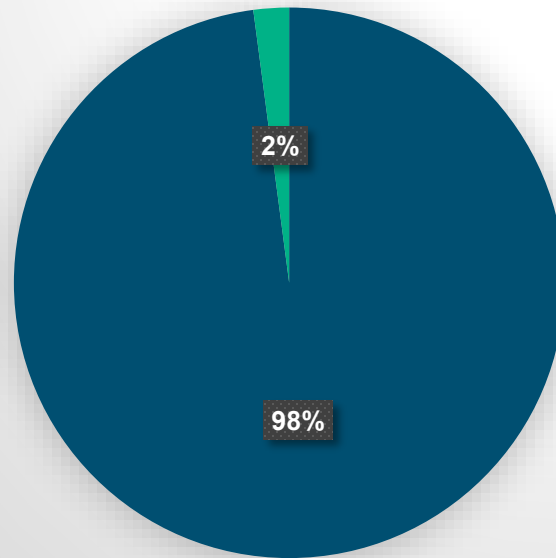




# Permanent Supportive Housing Need

- Permanent housing assistance with supportive services
- 27 PSH vacancies
- 1,269 individual on Chronic By-Name List
- PSH Need: 1,242 beds

## Permanent Supportive Housing (PSH)



■ Individuals with Chronic Homelessness

■ PSH Vacancies

# A Way Home for Tulsa Data Dashboard

## A Way Home for Tulsa Interactive Data Dashboard

### Equity within homelessness services

Between May 1, 2023 and May 31, 2023

Jump To:

Home

Housing Pathways

### Controls

Beginning Date Monday, May ..  
End Date Wednesday, M..

Universe individuals  
Full Prior Years 1

Program T.. All

Organization All

Provider All

Age Group All

Tribe All

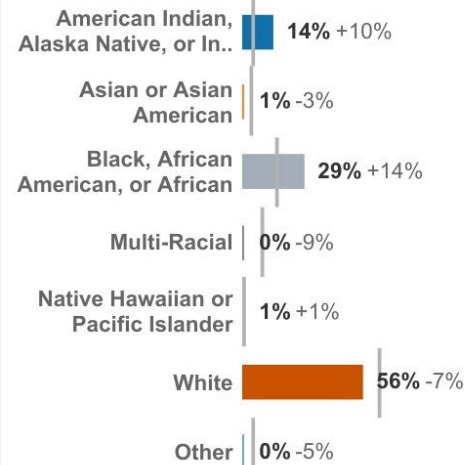
Demographic Lens Race



### Program Demographics vs...

City of Tulsa

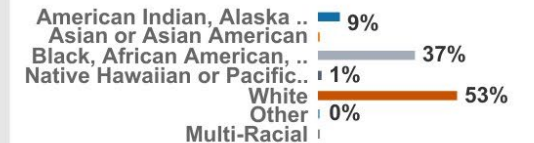
Race Monday, May 1, 2023 - Wednesday, May 31, 2023



### First-Time Homelessness and Race

8% among the homelessness services population

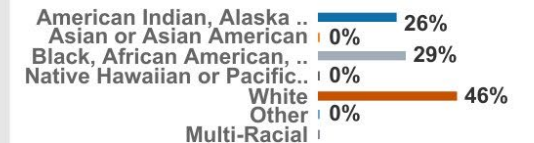
Monday, May 1, 2023 - Wednesday, May 31, 2023



### Housing Placements and Race

1% among the homelessness services population

Monday, May 1, 2023 - Wednesday, May 31, 2023



# Data Quality Monitoring

- Personally Identifiable Information
  - 31% error rate → **Negative Trend**
    - SSN: 27% error rate
- Universal Data Element
  - Veteran Status: 5% error rate → **Positive Trend**
  - Relationship to Head of House: 9% error rate → **Negative Trend**
  - Disability Status: 11% error rate → **Positive Trend**
  - All other factors at 0% error rate



# Data Quality Monitoring, cont'd.

- Income and Housing
  - Destination: 17% error rate → Positive Trend
  - Income at Start: 24% error rate → Negative Trend
  - Income at Annual: 59% error rate → Negative Trend
  - Income at Exit: 30% error rate → Negative Trend
- Chronic Homelessness
  - 15% error rate → Neutral Trend

