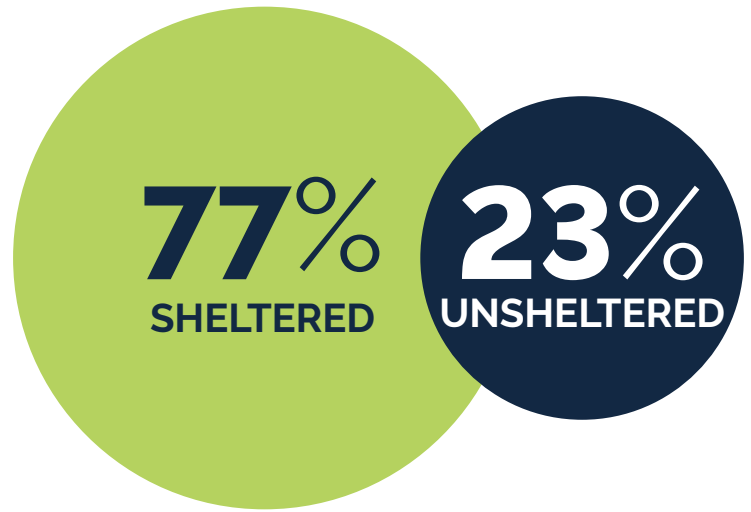
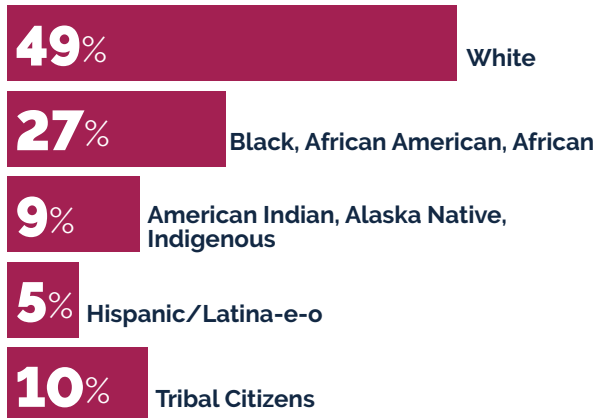


1,443

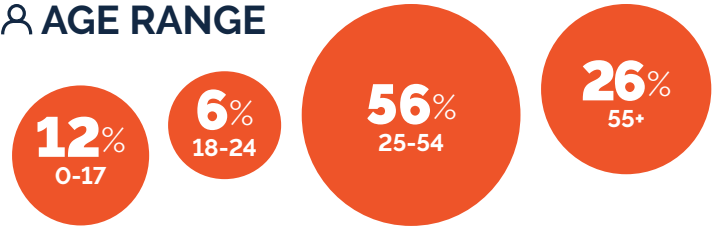
TOTAL POINT-IN-TIME COUNT

Individuals experiencing homelessness in the city of Tulsa and Tulsa County on the night of January 22, 2026

RACE & ETHNICITY



AGE RANGE



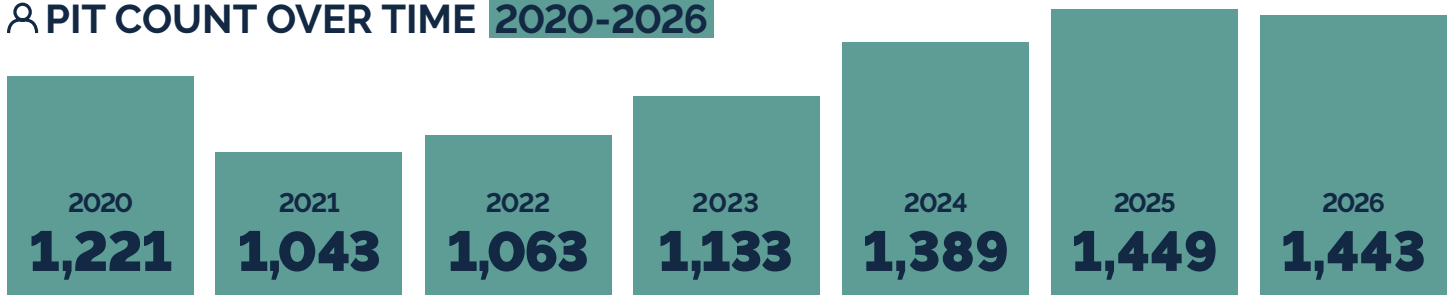
TOP RATED CAUSES OF HOMELESSNESS

- 1** Lack of Affordable Housing
- 2** Loss of Income/Benefits
- 3** Mental Health Challenges
- 4** Job Loss
- 5** Substance Use

EXPERIENCES & BARRIERS TO HOUSING

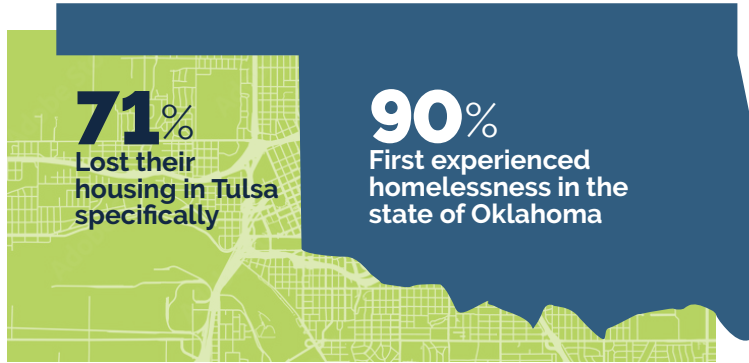


PIT COUNT OVER TIME 2020-2026



THE AFFORDABLE HOUSING GAP

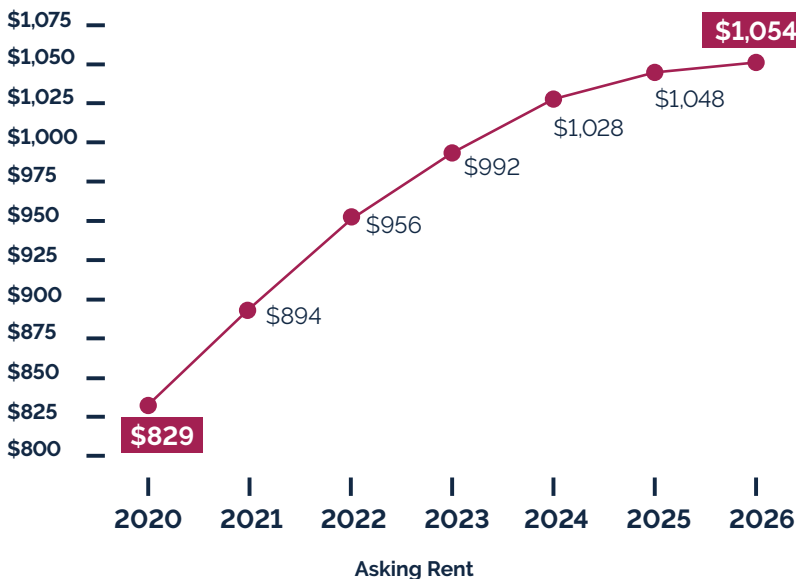
Lack of affordable housing is the number one reported cause of homelessness in Tulsa. As the cost of rent continues to rise, finding a safe, affordable place to live remains out of reach for households experiencing or at risk of homelessness.



THE RISING COST OF RENT

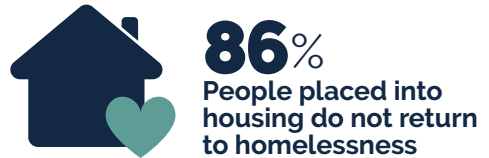
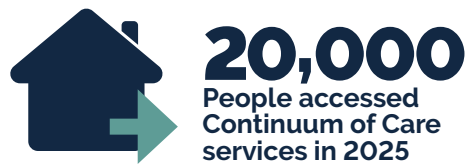
Tulsa's rental market has become increasingly expensive since 2020. The average asking rent per unit climbed from \$829 in early 2020 to \$1,054 in the first quarter of 2026, a 27 percent increase in six years. Across A Way Home for Tulsa, we continue to see the impact rising housing costs have on individuals and families across Tulsa County.

27% INCREASE IN ASKING RENT PER UNIT, Q1 2020 TO Q1 2026.



Source: Housing Forward OK

SYSTEM PERFORMANCE



EMERGENCY SHELTER UTILIZATION

